

**GOVT. M. H. COLLEGE OF HOME SCIENCE &
SCIENCE FOR WOMEN, (AUTONOMOUS)
JABALPUR (M. P.)**

NAAC Re-accredited 2019: B + Grade CGPA 2.64



Department of Clothing & Textile

SYLLABUS

ONE YEAR P.G.DIPLOMA IN FASHION DESIGNING

SESSION- 2023-2024

Dr. Bhavana Sharma

Dr. Reena Bhairam

Ms Manju Barkhane

Dr. Ratna Sharma

Dr. Shipra Banerjee

Dr. Ranjana Trivedi

Mr. Sandeep Dubey

Dr. Rachna Agrawal

Dr. Neelam Agrawal

Dr. Abha Tiwari

Dr. Smita Pathak

Dr. Jyoti Singh

Govt. M.H.College of Home Sc. & Sc. For Women, (Auto.) Jabalpur (M.P.)
Department of Clothing & Textile - P. G. Diploma in Fashion Designing
Syllabus 2023-24

One year P.G.Diploma in Fashion Designing

Scheme of Marks

S.No.		Paper	Max Mark	Min. Marks
1	Theory	Basic designing & Sketching	50	20
2		Clothing constructions	50	20
3		Apparel Merchandising	50	20
4		Fundamental of Computer	50	20
1	Practical	Sketching	100	50
2		Basic design	100	50
3		Ornamentation techniques	100	50
4		Design Ideas	100	50
5		Drafting & Stitching	100	50
6		Computer Designing	100	50
1	Project	Project Work / Internship	150	–
2		Viva	50	–
Total			1000	

Dr. Bhavana Sharma

Dr. Ratna Sharma

Mr. Sandeep Dubey

Dr. Abha Tiwari

Dr. Reena Bhairam

Dr. Shipra Banerjee

Dr. Rachma Agrawal

Dr. Smita Pathak

Ms. Manu Barkhane

Dr. Ranjana Trivedi

Dr. Neelam Agrawal

Dr. Jyoti Jain

OUT LINE OF ONE YEAR P.G. DIPLOMA COURSE
- FASHION DESIGNING-

A detail layout of the Examination pattern

Objectives:

The objectives of this course are-

- To provide comprehensive training to women from designing to final execution of proper constructed garment till the finishing process and quality control.
- To emphasize on skill proficiency as to enable them to provide support to related industry in future and thus contribute to the economic growth of the country.
- To maximize the production of high quality garments for exports and local market.
- Apparel Export is the fastest growing industry in India offering many creative and the Dynamic job opportunity. It has created great demand of fashion designing in the trade.
- The course has been designed, to give an overall comprehensive exposure to all aspect of designing, sewing and cutting.

General Information:-

- | | | |
|--------------------|---|----------------------------|
| a. No. of Students | : | 15 |
| b. Qualification | : | Graduate in any discipline |

Specific Information:-

- | | | |
|--------------------|---|--|
| a. Fees | : | 15000/- per year |
| b. No. of Class | : | 4 theories per week
24 Practical per week |
| c. Marks in theory | : | 50 |
| d. Practical | : | 100 |
| e. Project work | : | 200 |

Course structure:-

- | | | |
|-----------|---|-------------|
| Theory | : | 4 papers |
| Practical | : | 6 Practical |

Academic Council
Approved

Bsharma
Dr. Bhavana Sharma

Dr. Ratna Sharma

S Dubey
Mr. Sandeep Dubey

A Tiwari
Dr. Abha Tiwari

Reena
Dr. Reena Bhairam

Dr. Shipra Banerjee

RAgrawal
Dr. Rachna Agrawal

Dr. Smita Pathak

Mankhane
Ms Manju Barchhane

Dr. Ranjana Trivedi

Agrawal
Dr. Neelam Agrawal

Jain
Dr. Jyoti Jain

Govt. M.H.College of Home Sc. & Sc. For Women, (Auto.) Jabalpur (M.P.)
Department of Clothing & Textile - P. G. Diploma in Fashion Designing
Syllabus 2023-24

Theory

The theory will comprise of four papers of 50 marks each. The whole paper will be divided into 5 units duration of each paper will be three hours. Student faces to solve one question for each unit.

Theory papers

- I. Basic designing & Sketching
- II. Clothing constructions
- III. Apparel Merchandising
- IV. Fundamental of Computer

Practical:

Practical will comprise of 6 group of 100 marks each of which 20 marks will be awarded for sessional, 20 marks for viva & remaining 60 will be for practical

S.No.	Practical	Duration	Marks
1	Sketching	4hrs	100
2	Basic Designing	4hrs	100
3	Design Ideas	4hrs	100
4	Drafting & Stitching	4hrs	100
5	Ornamental techniques	4hrs	100
6	Computer Designing	4hrs	100

Academic Council
Approved

B. Sharma
Dr. Bhavana Sharma 24/12/23

P. Bha
Dr. Recna Bhairam

M. Barkhane
Ms Manju Barkhane

Dr. Ratna Sharma

Dr. Shipra Banerjee

Dr. Ranjana Trivedi

S. Dubey
Mr. Sandeep Dubey

R. Agrawal
Dr. Rachna Agrawal

A. Agrawal
Dr. Neelam Agrawal 24/12/23

A. Tiwari
Dr. Abha Tiwari

Dr. Smita Pathak

J. Jain
Dr. Jyoti Jain

Govt. M.H.College of Home Sc. & Sc. For Women, (Auto.) Jabalpur (M.P.)
Department of Clothing & Textile - P. G. Diploma in Fashion Designing
Syllabus 2023-24

Project Work / Internship

Topic of the project work or internship will be related to the above mentioned practical work

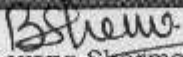



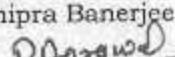
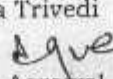
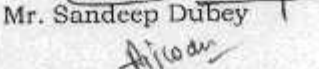

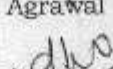
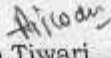
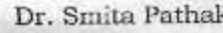

Job Opportunities-

After having completed the Diploma in fashion designing the student can be appointed in various textile Industries, Fashion Industries, Garment Industries As

- a. Fashion Designers
- b. Textile Designer
- c. Fashion Coordinators
- d. Fashion show Organizer
- e. Fashion writer
- f. Accessory Designer
- g. Pattern Maker
- h. Costume Designer
- i. Grader, Cutter Designer

Apart from this they have a very bright future in establishing their own garment units.

Academic Council
Approved

 Dr. Bhavana Sharma 24/7/23	 Dr. Recna Bhairam	 Ms. Manju Barkhane
 Dr. Ratna Sharma	 Dr. Shipra Banerjee	 Dr. Ranjana Trivedi
 Mr. Sandeep Dubey	 Dr. Rachna Agrawal	 Dr. Neelam Agrawal
 Dr. Abha Tiwari	 Dr. Smita Pathak	 Dr. Jyoti Jain

Paper - I

BASIC DESIGNING AND SKETCHING

Max. Mark : 50
Min. Mark : 20

Each unit has 10 marks
Time: 3:00Hrs.

Objectives:

This module is essential for developing the appropriate Fashion Design process, which imparts the knowledge to develop design skills for creating aesthetically good design.

Outcomes:

Students will able to-

CO1. Understand the fashion figure of different positions to drape various style of dresses

CO2. Understand after mastering the female croquis, students learn to draw Child croquis in various fashion postures.

CO3. Understand the figure irregularities to help for suitable fashion components in the preparation of suitable regular functional dresses as well as fashion dresses.

CO4. Utilize different elements of design effectively for different characters and their situation.

CO5. Develop their creativity in traditional and decorative jewellery and other accessories which are correlate with apparel.

CO6. The concept of design elements and principles, as being both functional and aesthetic and as part of the creative design process, are studied within the field of textiles. Develop the skill to combine design Elements & Principles in Fashion Design.

UNIT-I

Sketching:

1. Fashion block figure-12.5
2. Fleshing of fashion figure
3. Shading in nude figure
4. Child block figure & fleshing
5. Face block & fleshing- front view, back view, ¾ view, side view

B. Shrivastava
Dr. Bhavana Sharma

Reena
Dr. Reena Bhairam

Manjira
Ms Manjira Barkhane

Dr. Ratna Sharma

Dr. Shipra Banerjee

Dr. Ranjana Trivedi

S. Dubey
Mr. Sandeep Dubey

R. Agrawal
Dr. Rachna Agrawal

A. Neelam
Dr. Neelam Agrawal

A. Tiwari
Dr. Abha Tiwari

Dr. Smita Pathak

J. Jain
Dr. Jyoti Jain

UNIT-II

1. Hair style – traditional , casual western
2. Different position : face , eyes, nose, foot
3. Action figure-12.5"
4. Stick figure-12.5"
5. Quick figure -12.5"

UNIT-III

1. **Figure irregularities** – short figure, thin figure, slender figure, narrow shoulder, broad shoulder, large bust, large hips, large abdomen, large face, small face.

2. Draping & Designing

- a. Indian wear
- b. Western wear
- c. Indo western wear

3. Accessories

Occasional: Jewelry, shoes, belt, bags, hats, tie, Glasses

4. Draw the mono of boutique, garment unit, garment shop.

UNIT-IV

Basic Designing

1. Elements of Art
2. Principle of design
3. Method of designing, classification
4. Source maternal & inspiration
5. Texture- Definition, Types- Shiny and dull, rough and smooth, thick and thin, stiff and pliable etc.
6. Factor effecting texture - fiber, yarn, fabric and finishing, Combination- relationship to colour and texture.
7. Method of texture creation
 - a. Mechanical
 - b. Self or Hand Made

Academic Council
Approved

UNIT- V

1. Prepare composition using element of designing
2. Colour theories, value & intensity
3. Types of colour -warm, cool, polychromatic, pleasant, dull, real, clear. transparent, opaque

Dr. Bhavana Sharma

Dr. Recna Bhairam

Ms Manju Barkhane

Dr. Ratna Sharma

Dr. Shipra Banerjee

Dr. Ranjana Trivedi

Mr. Sandeep Dubey

Dr. Rachna Agrawal

Dr. Neelam Agrawal

Dr. Abha Tiwari

Dr. Smita Pathak

Dr. Jyoti Jain

Govt. M.H.College of Home Sc. & Sc. For Women, (Auto.) Jabalpur (M.P.)
Department of Clothing & Textile - P. G. Diploma in Fashion Designing
Syllabus 2023-24

4. Types of Colour schemes-
 - a. Harmony of related Colour- Monochromatic, achromatic, analogous.
 - b. Harmony of contrast Colour- complementary, double complementary, split, triadic.
5. Selection of colour for seasons , occasions and different age groups
6. Psychological effect and parameters of colour. Colour affected by various conditions of sunlight, artificial light and individual perception

B. Sharma
24/7/23
Dr. Bhavana Sharma

Dr. Ratna Sharma

S. Dubey
Mr. Sandeep Dubey

A. Tiwari
Dr. Abha Tiwari

P. Bha
Dr. Recna Bhairam

Dr. Shipra Banerjee

R. Agrawal
Dr. Rachna Agrawal

Dr. Smita Pathak

M. Barkhane
Ms Manju Barkhane

Dr. Ranjana Trivedi

A. Agrawal
Dr. Neelam Agrawal

J. Jain
Dr. Jyoti Jain

Paper – II

CLOTHING CONSTRUCTION

Max. Mark : 50

Min. Mark : 20

Each unit has 10 marks

Time : 3:00Hrs.

Objective s:

- Students will learn how to involve measurements derived from the sizing systems or accurate measurements taken on a person, dress or body form, incorporating ease allowances which is finally marked on paper and construction lines are drawn to complete the pattern.
- Drafting is used to create basic, foundation or design patterns. It prepares students to develop and apply intermediate and advanced construction techniques and couture sewing methods to new projects.
- Understanding commercial pattern guidelines for more complex construction projects and applying basic pattern alterations to these projects will be covered.

Outcomes:

Students will be able to -

CO1. Understand in taking different body measurements for different garments.

CO2. Learn the pattern making and construction of various types of garments

CO3. Learn different types of drafting, seams, stitches and its variations with sewing machine operations.

CO4. Design garments as per special requirements with different necklines, collars, sleeves, pockets, waistline, yokes and other shaping devices. Interpret and execute specific silhouettes, styles and market trends.

CO5. Recognize, evaluate, and execute diverse draping styles & create original designs and patterns.

CO6. Understand the drafting of different children's' garments.

B. Sharma
Dr. Bhavana Sharma

P. B.
Dr. Recna Bhairam

Manju
Ms Manju Barkhane

Dr. Ratna Sharma

Dr. Shipra Banerjee

Dr. Ranjana Trivedi

S. Dubey
Mr. Sandeep Dubey

R. Agrawal
Dr. Rachna Agrawal

S. Agrawal
Dr. Neelam Agrawal

A. Tiwari
Dr. Abha Tiwari

Dr. Smita Pathak

J. Jain
Dr. Jyoti Jain

Govt. M.H.College of Home Sc. & Sc. For Women, (Auto.) Jabalpur (M.P.)
Department of Clothing & Textile - P. G. Diploma in Fashion Designing
Syllabus 2023-24

UNIT-I

1. Principles of tailoring, Taking Body measurement, tools & equipments used in marking, cutting & sewing
2. Sewing machine parts , their uses & care
3. Basic hand stitches- basting, hemming, back stitch, prick, overcasting & its variations
4. Types of machine seams & seam finishes

UNIT-II

1. Preparation of cloth
2. Estimation of cloth
3. Pattern layout
4. Dart Manipulation

UNIT-III

1. **Types of neck line** : Round, Square, Matkas, V-neck, halter, drawstring, tube and portrait.
2. **Types of sleeve** : Plain, Puff, Leg- O- Mutton, Magyar, Bush shirt, Ruffle, Kimono, Flair, Cape
3. **Types of collars** : Peter Pen Ruffle, Cape Chines, Shirt Sailor, Bow & Tie, Bishop
4. **Types of Pocket** : Patch, Slit, Welt, Bound, Flap, Kurta, Cross
5. **Types of Tucks** : Pin, Space, Released, Cross, Blind, Shell, Cord
6. **Types of waistline** : High, Normal, Low
7. **Types of Silhouettes** : A line, Straight, Blossom, Princess,
8. **Types of Yokes** : Saddle, Shirt, Asymmetric, Round, Sweet Heart, V Shape, U Shape, Square, Straight , Asymmetrical
9. **Types of Skirts** : Gathered, Circular, Straight, Pleated Tulip, Novelty, Balloon, Divided Jumped, Layered.
10. **Types of trousers** : Jeans, Jodhpuri, Harem, Eastern, Parallel

B. Sharma
Dr. Bhavana Sharma

Dr. Ratna Sharma

S. Dubey
Mr. Sandeep Dubey

A. Tiwari
Dr. Abha Tiwari

P. Bhairam
Dr. Reena Bhairam

Dr. Shipra Banerjee

R. Agrawal
Dr. Rachna Agrawal

Dr. Smita Pathak

M. Barkhane
Ms Manju Barkhane

Dr. Ranjana Trivedi

N. Agrawal
Dr. Neelam Agrawal

Dr. Jyoti Jain

Govt. M.H.College of Home Sc. & Sc. For Women, (Auto.) Jabalpur (M.P.)
Department of Clothing & Textile - P. G. Diploma in Fashion Designing
Syllabus 2023-24

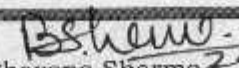



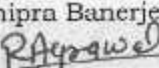
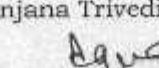
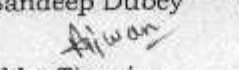
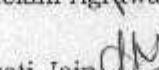
11. **Types of Pleats** : Knife Pleats, Fan Pleats, Box Pleats, Inverted Pleats, Kick Pleats, Sunrays, Accordion

UNIT-IV

1. Drafting of basic blocks- Bodice and Sleeve
2. Drafting of infant and children garment
 - a. Bib, janghia, nappies
 - b. Bloomer
 - c. Jhabala
 - d. Baba suit
 - e. Romper
3. Frocks- A- line, Simple, Baby frock, High & low waist line frock, Party frock.
4. Drafting of collar:
One Piece & Two Piece, Peter Pan Colour, Raised, Bishop, Sailor Chelesa, Chinese, Ruffle

UNIT- V

1. Drafting of Women's Garment
 - a. Kurta- Plain, Kalidar, Yoked
 - b. Salwar- Plain (With belt), Patiyala (Punjabi), Chudidar
 - c. Petticoat 4 Kali, 6 Kali, A Line
 - d. Nighty- One piece, Two piece
 - e. Blouse- Plain, belt, choli, princess line
2. Drafting of Sleeves
Plain, its adaptation in puff, caps, bell, flair, kimono, raglan, ruffle

Dr. Bhavana Sharma 	Dr. Reena Bhairam 	Ms Manju Burkhane 
Dr. Ratna Sharma	Dr. Shipra Banerjee	Dr. Ranjana Trivedi
Mr. Sandeep Dubey 	Dr. Rachna Agrawal 	Dr. Neelam Agrawal 
Dr. Abha Tiwari 	Dr. Smita Pathak	Dr. Jyoti Jain 

Govt. M.H.College of Home Sc. & Sc. For Women, (Auto.) Jabalpur (M.P.)
Department of Clothing & Textile - P. G. Diploma in Fashion Designing
Syllabus 2023-24

PAPER - III

APPAREL MARCHANDISING

Max. Mark : 50
Min. Mark : 20

Each unit has 10 marks

Time: 3:00Hrs.

Objectives:

- To provides the basic information about Textiles.
- To develop knowledge of history, manufacturing process and their properties and the understanding various processes to apply on the fabric.
- To understand the concepts and basic features of fashion.
- To provide the knowledge of history of fashion and different costumes of India.
- To develop the creativity of various ornamentation techniques applied on textiles.
- To develop the skill of marketing and market concepts.

Outcomes:

Students will be able to -

- CO1. Understand the various techniques and concepts related to the design, production and evaluation of textile and apparel products.
- CO2. Understand the specialty of domestic and international designers.
- CO3. Analyze market trends.
- CO4. Develop their creativity in dress designing with reference to different aspects.

UNIT - I

Fiber Science

1. Classification of Textile Fiber
2. History, manufacturing process and properties-
 - (a) Natural fiber - Cotton; Flax, Silk, Wool
 - (b) Manmade Fiber - Rayon, Acrylic, Nylon, Polyester
3. Yarn- Definition, types, yarn twist.
4. Weaves- Plain, twill, satin, sateen, dobby, jacquard, pile

B. Sharma
24/11/23
Dr. Bhavana Sharma

Reena
Dr. Reena Bhairam

Manju
Ms Manju-Barkhane

Dr. Ratna Sharma

Dr. Shipra Banerjee

Dr. Ranjana Trivedi

S. Dubey
Mr. Sandeep Dubey

R. Agrawal
Dr. Rachna Agrawal

Neelam
Dr. Neelam Agrawal

Abha
Dr. Abha Tiwari

Dr. Smita Pathak

Jyoti
Dr. Jyoti Jain

Govt. M.H.College of Home Sc. & Sc. For Women, (Auto.) Jabalpur (M.P.)
Department of Clothing & Textile - P. G. Diploma in Fashion Designing
Syllabus 2023-24

UNIT-II

Fashion

1. Meaning, Definition & Types.
2. Terminology.
3. Fashion Cycle
4. Fashion Theories
5. Factors affecting Fashion
6. Impact of Fashion of Dress-Selection
7. Fashion Forecasting: Meaning, Role of Forecaster, The precision of the Forecaster,
8. Factors affecting fashion forecasting, sources of fashion forecasting.
9. Introduction to fashion industry
10. Levels of fashion industry- Couture, ready to wear, mass production
11. Careers in fashion industry
12. Designers- International and Domestic: Role of fashion designer in fashion industry.

UNIT III

History of fashion

1. Indus valley civilization
2. Gupta
3. Greek
4. French

Indian Traditional Costume

1. Western Region-Rajasthan, Maharashtra
2. Eastern Region-West Bengal, Assam
3. Northern Region-Kashmir, Punjab
4. Southern Region-Karnataka, Keral

B. Sharma
Dr. Bhavana Sharma

Dr. Ratna Sharma

S. Dubey
Mr. Sandeep Dubey

A. Tiwari
Dr. Abha Tiwari

P. Bhaire
Dr. Reena Bhairam

Dr. Shipra Banerjee

R. Agrawal
Dr. Rachna Agrawal

Dr. Smita Pathak

M. Barkhane
Ms Manju Barkhane

Dr. Ranjana Trivedi

N. Agrawal
Dr. Neelam Agrawal

J. Jain
Dr. Jyoti Jain

UNIT-IV

Ornamentation Techniques

1. Introduction & Definition.
2. Dyeing methods: Resist yarn & fabric dyeing
3. Printing Methods: Block, Stencil, Screen, Roller
4. Selection of Ornamentation for Different Categories of Garment.
5. Study of Different Types of Motifs.

UNIT - V

Introduction of Marketing

1. Definition & Basic Elements of market.
2. Marketing Principles
3. Nature and Scope of Marketing
4. The Marketing Concept
5. Market Segmentation
6. Pricing Policy.
7. Promotion Techniques.
8. Market Research.
9. Retailing- Dept. store, apparel specialty store, discount retailing, franchise retailing , Malls, direct selling, internet selling, catalog selling etc

BSharma 24/11/23
Dr. Bhavāna Sharma

Reena
Dr. Reena Bhairam

Manju
Ms Manju Barkhane

Dr. Ratna Sharma

Dr. Shipra Banerjee

Dr. Ranjana Trivedi

S.Dubey
Mr. Sandeep Dubey

RAgrawal
Dr. Rachna Agrawal

Agrawal
Dr. Neelam Agrawal

Awan
Dr. Abha Tiwari

Dr. Smita Pathak

Jain
Dr. Jyoti Jain

Paper IV

FUNDAMENTAL OF COMPUTER

Max. Mark : 50
Min. Mark : 20

Each unit has 10 marks
Time : 3:00Hrs.

Objectives:

- To learn basic principles of using Windows operation system.
- To learn access the Internet, Worldwide Web, as well as use Internet directories and search engines, and locate www address and evaluate information on the Web
- To learn the basics of e-mail, such as sending, forwarding and receiving mail, attaching documents, creating mailboxes, filters, and address books.
- To learn basic word processing skills with Microsoft Word, such as text input and formatting, editing, cut, copy and paste, spell check, margin and tab controls, keyboard shortcuts, printing, as well as how to include some graphics such as pictures and charts.
- To develop an intuitive sense of how computers work and how they can be used to make your academic work more efficient.

Outcomes:

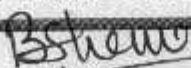


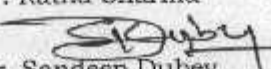
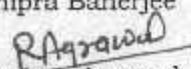
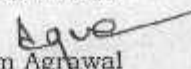
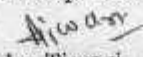

Students will be able to-

- CO1. Understand the fundamental hardware components that make up a computer's hardware and the role of each of these components
CO2. Understand the difference between an operating system and an application program, and what each is used for in a computer.
CO3. Analyse the tools of different textile and fashion designing software.
CO4. Implementation of designing software in the field of fashion.

UNIT- I

Computer fundamentals scope , computer generation , classification of computer pc, micro , mini , main frame & their comparison , architect , block diagram of computer and functions of ALU, control unit, CPU, memory system: primary & secondary storage, RAM, ROM, hard Disk, Input / output device.

General introduction of elements of a typical personal computer (PC): power supply unit, micro processor, mother board.

 Dr. Bhavana Sharma	 Dr. Reena Bhairam	 Ms Manja Barkhane
Dr. Ratna Sharma	Dr. Shipra Banerjee	Dr. Ranjana Trivedi
 Mr. Sandeep Dubey	 Dr. Rachna Agrawal	 Dr. Neelam Agrawal
 Dr. Abha Tiwari	Dr. Smita Pathak	 Dr. Jyoti Jain

Govt. M.H.College of Home Sc. & Sc. For Women, (Auto.) Jabalpur (M.P.)
Department of Clothing & Textile - P. G. Diploma in Fashion Designing
Syllabus 2023-24

UNIT-II

Operating system : Role & its types, Booting Process,
Comparison & Additional Features : Windows 95/98/2000/XP
Windows : Main features & Application
Parts of windows : Desk top, icons, Folder creation
Accessories : Paint Brush – Tools introduction and
application in fashion designing

UNIT- III

MS Office:

1. MS-WORD: Creating, Editing and Saving files and Application of word.
2. MS-Excel: Creating, Editing and Saving files and Application of Excel.
3. Power Point: Creating, Editing and Saving files and Application of Power Point.

UNIT - IV

Designing Software:

Corel Draw: Introduction, Various Designing Tools, Creating & Coloring of different designs using tools. Application of Corel Draw in fashion designing.

UNIT -V

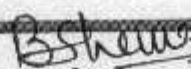



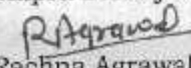
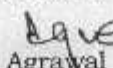
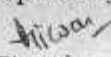

Photo shop: Introduction to various tools. Image editing and application of different effects using these tools according fashion designing.

Internet awareness- opening sites, working with home page in different web sites

Email: creating email – id, sending & receiving electronic mail

E card: send & receive E-cards

Surfing on different Fashion Designing site.

 Dr. Bhavana Sharma	 Dr. Reena Bhairam	 Ms Manju Barkhane
Dr. Ratna Sharma	Dr. Shipra Banerjee	Dr. Ranjana Trivedi
 Mr. Sandeep Dubey	 Dr. Rachna Agrawal	 Dr. Neelam Agrawal
 Dr. Abha Tiwari	Dr. Smita Pathak	 Dr. Jyoti Jain

Practical – I

SKETCHING

Max. Mark : 100

Min. Mark : 50

Time: 4:00Hrs.

Objectives:

- To develop the ability of sketch understanding the construction of garments.
- To design fashion products in a productive way.

Outcomes:

Students will be able to-

CO1. Draw different fashion postures in relation to the garment.

CO2. Develop an understanding of natural forms, manmade objects, perspective and human figures, forming the basis of fashion drawing.

CO3. Drape Indian, Western, Indo-western wear with traditional and fashion jewellery.

Contents-

1. **Tools or media used for sketching-** pencil, soft pencils, crayon, pencil colours, sketch pens, coloured ink, water colours and poster colours

2. Sketching of human and fashion figure

A. Fashion Block figure -12.5"

B. Fleshing of fashion figure

i. Front view

ii. $\frac{3}{4}$ view

iii. Side view

iv. Back view

A. Child Block Figure 43/4"

B. Fleshing

Dr. Bhavana Sharma

Dr. Ratna Sharma

Mr. Sandeep Dubey

Dr. Abha Tiwari

Dr. Reena Bhairam

Dr. Shipra Banerjee

Dr. Rachna Agrawal

Dr. Smita Pathak

Ms Manju Barkhane

Dr. Ranjana Trivedi

Dr. Neelam Agrawal

Dr. Jyoti Jain

Govt. M.H.College of Home Sc. & Sc. For Women, (Auto.) Jabalpur (M.P.)
Department of Clothing & Textile - P. G. Diploma in Fashion Designing
Syllabus 2023-24

3. Different pose or position

- | | |
|----------|----------|
| (a) Legs | (d) Nose |
| (b) Hand | (e) Lips |
| (c) Eyes | |

4. Face Block & fleshing

- (a) Front view
- (b) $\frac{3}{4}$ view
- (c) Side view
- (d) Back view

5. Hair style

- | | |
|-----------------|------------|
| (a) Traditional | (c) Casual |
| (b) Western | (d) Punk |

6. Stick Figure 12.5

7. Action Figure 12.5

8. Shading in nude fashion figure with lead pencil

9. Quick Figure 12.5

10. Stylize Figure 12.5

11. Sketching of Indian Female Costume any 5 states with their traditional jewelry.

12. Draping

- a. Western wear with jewelry
- b. Indo western wear with jewelry
- c. Casual wear with jewelry
- d. Punk wear with jewelry
- e. Festival costume with jewellery
- f. Folk costume with jewellery

B. Sharma
Dr. Bhavana Sharma

Dr. Ratna Sharma

S. Dubey
Dr. Sandeep Dubey

A. Tiwari
Dr. Abha Tiwari

R. Bhairam
Dr. Reena Bhairam

Dr. Shipra Banerjee

R. Agrawal
Dr. Rachna Agrawal

Dr. Smita Pathak

M. Barkhane
Ms Manju Barkhane

Dr. Ranjana Trivedi

N. Agrawal
Dr. Neelam Agrawal

J. Jain
Dr. Jyoti Jain

Practical- II

BASIC DESIGNING

Max. Mark : 100
Min. Mark : 50

Time: 4:00 Hrs.

Objectives:

- To inculcate the ability to think design by nurturing the potential idea generation.
- To understand the design process and develop basic design attitudes and skills which is required to become a design professional, who is a creative thinker having developed perceptual abilities.

Outcomes:

Students will be able to-

CO1. Utilize different elements of design effectively for different characters and their situation.

CO2. Demonstrate the design process and develop the basic design attitudes and skills.

CO3. Portray foundational skills on how to plan, conduct, evaluate, and document ideas.

Contents-

1. Lines
2. Shape & forms
3. Composition
 - a. Lines
 - b. Shape with line
4. Design of circle or triangle
5. Scrawly pattern
6. Nature study-Flora-leaves, flowers, lentils Fauns-bird, fish, animal shell, nature in texture and print

Dr. Bhavana Sharma

Dr. Reena Bhairam

Ms Manju Barkhane

Dr. Ratna Sharma

Dr. Shipra Banerjee

Dr. Ranjana Trivedi

Mr. Sandeep Dubey

Dr. Rachna Agrawal

Dr. Neelam Agrawal

Dr. Abha Tiwari

Dr. Smita Pathak

Dr. Jyoti Jain

Govt. M.H.College of Home Sc. & Sc. For Women, (Auto.) Jabalpur (M.P.)

**Department of Clothing & Textile - P. G. Diploma in Fashion
Designing Syllabus 2023-24**

7. Colour wheel

8. Key chart

9. Placement chart

10. Colour-

Introduction to colour- Primary, secondary, tertiary, opaque, transparent, Warm & cool colour, Rainbow Colour, Hue, Tint, Shade & tones

11. Colour Schemes - a. Achromatic b. Monochromatic c. Analogous
d. Split e. Complementary f. constant g. Polychromatic

12. Embroidery patterns

a. Single line with single fold

b. Double line with double fold

c. Single & Double line with Double fold

13. Enlargement of Design print

14. Mosaic Print

15. Mythological Design

16. All over print

17. Nursery print

18. Pastels & Dusty pastel colour

19. Tantric Design

20. Mask

21. Abstract

22. Replica

23. Opart

BSharma
Dr. Bhavana Sharma

Pecna
Dr. Recna Bhairam

Manju
Ms Manju Barkhane

Dr. Ratna Sharma

Dr. Shipra Banerjee

Dr. Ranjana Trivedi

S Dubey
Mr. Sandeep Dubey

R Agrawal
Dr. Rachna Agrawal

Agrawal
Dr. Neelam Agrawal

A Tiwari
Dr. Abha Tiwari

Dr. Smita Pathak

Jyoti
Dr. Jyoti Jain

24. Texture created by- thread pulling, Thread rolling, stencil, spray, blend texture, ink drop, blowing of colored ink, marble effect, rubbing method by pencil and pencil dust, crayon, candles, paper dabbing, wax drops, smoke, blade, leaf, flower, butterfly, lace, jute, thumb, matchsticks, sponge, cabbage, potato, onion, chilly, lady finger, leather, dry brush etc.

Dr. Bhavana Sharma

Dr. Ratna Sharma

Mr. Sandeep Dubey

Dr. Abha Tiwari

Dr. Reena Bhairam

Dr. Shipra Banerjee

Dr. Rachna Agrawal

Dr. Smita Pathak

Ms Manju Barkhane

Dr. Ranjana Trivedi

Dr. Neelam Agrawal

Dr. Jyoti Jain

Practical- III ORNAMENTATION TECHNIQUES

Max. Mark : 100
Min. Mark : 50

Time: 4:00Hrs.

Objectives:

- Define the term ornamentation techniques as used on innovative fashion products.
- Recognize the significance of surface embellishments on textiles as value additions.
- Explain the scope of surface embellishments on fashion and apparel products.
- Recognize the different types and styles of paintings.
- Classify the techniques of various ornamentation techniques.

Outcomes:

Students will be able to-

CO1. Understand the methods and techniques for ornamenting fashion garments.

CO2. Come to know about the basic and latest ornamenting techniques which will be of great use in future for budding fashion designers.

• **Contents-**

1. Fabric painting with different methods
2. Nozzle Printing- using various techniques highlights
3. Vegetable printing
4. Block printing using one and more than one colour blocks -Border, Corner, Motif, All over blocks placement
5. Spray printing with different methods

Dr. Bhavana Sharma

Dr. Reena Bhairam

Ms Marju Barkhane

Dr. Ratna Sharma

Dr. Shipra Banerjee

Dr. Ranjana Trivedi

Mr. Sandeep Dubey

Dr. Rachna Agrawal

Dr. Neelam Agrawal

Dr. Abha Tiwari

Dr. Smita Pathak

Dr. Jyoti Jain

Govt. M.H.College of Home Sc. & Sc. For Women, (Auto.) Jabalpur (M.P.)

**Department of Clothing & Textile - P. G. Diploma in Fashion
Designing Syllabus 2023-24**

6. screen printing with different methods
7. Roller Printing with different techniques
8. Resist Printing-
 - (a) Tie and Dye using various techniques- knotting, binding, folding, clump tying, tucking, marbling etc make samples
 - (b) Batik
9. Embroidery stitches
 - a. Regular and decorative Embroidery stitches- Basic & its variation Article (any one)
 - b. Traditional and Indian Embroidery stitches : Article (any one)
 - c. Traditional Indian embroidery- Kashmiri, kantha, kasuti, phulkari, applique work, chickenkari, kachh & kathawar
 - d. Folk Embroidery- any one
10. Drawn thread work
11. Knitting with various methods.
12. Crosia (crochet) with various methods.

BS Sharma
Dr. Bhavana Sharma

Dr. Ratna Sharma

S Dubey
Mr. Sandeep Dubey

Abha Tiwari
Dr. Abha Tiwari

Reena Bhairam
Dr. Reena Bhairam

Dr. Shipra Banerjee

RAgrawal
Dr. Rachna Agrawal

Dr. Smita Pathak

Manju Barkhane
Ms Manju Barkhane

Dr. Ranjana Trivedi

Neelam Agrawal
Dr. Neelam Agrawal

Jyoti Jain
Dr. Jyoti Jain

Practical -IV

DESIGN IDEAS

Max. Mark : 100
Min. Mark : 50

Time: 4:00Hrs.

Objectives:

- To learn about the design elements of apparel and accessories.
- To develop the skill of Designing of various garment with fabric swatches

Outcomes:

Students will be able to-

CO1. Understand the designing process of apparel details and accessories.

CO2. Develop the Presentation skills of different elements of apparel through colour rendering techniques.

Contents-

1. Types of neck lines

Square neck line, Matka neck line, Boat neck line, Cowl neck line, Drawstring neck line, Halter neck line, Asymmetric neck line, Plunged neck line, Portrait neck line, Fishy neck line, Basket neck line, Tube neck line, Scoop neck line, Tube neck line

2. Types of Sleeves

Hanky sleeves, Tulip sleeves, Angle sleeves, Lantern sleeves, Melon sleeves, Kaptan sleeves, Cowl sleeves, Shirred sleeves, Victorian sleeves, Churidar sleeves, Kurta sleeves,

B.Sharma
Dr. Bhavana Sharma

Dr. Ratna Sharma

S.Dubey
Mr. Sandeep Dubey

A.Tiwari
Dr. Abha Tiwari

Reena
Dr. Reena Bhairam

Dr. Shipra Banerjee

R.Agrawal
Dr. Rachna Agrawal

Dr. Smita Pathak

Manju
Ms Manju Barkhane

Dr. Ranjana Trivedi

Neelam
Dr. Neelam Agrawal

Jyoti
Dr. Jyoti Jain

Govt. M.H.College of Home Sc. & Sc. For Women, (Auto.) Jabalpur (M.P.)

**Department of Clothing & Textile - P. G. Diploma in Fashion
Designing Syllabus 2023-24**

3. Types of Collar

Bertha Collar, Chelsea Collar, Bow Tie Collar, Shawl Collar, Chinese Collar, Victorian Collar, Cowl Collar, Elizabeth Collar, Wing Collar, Layered Collar

4.Types of Pockets

Patch, Slit, Welt, Bound, Flap, Kurta, Cross

5. Types of Tucks

Pin tucks, Space tucks, released tucks, Cross tucks, Blind Tucks, Shell Tucks, Cord Tucks

6. Types of waistline

High waistline, Normal waistline, Low waistline

7. Types of Silhouettes

A line, Straight, Tent, Princes, Blossom, Princess, Tunic, Sand Clock

8. Types of Yokes

Saddle, Shirt, Asymmetric, Round, Sweet heart, Scalloped

9. Types of Skirts

Kick pleats, Circular (full), Circular (half), Knife plated, Gored, Hip- rider, Domes, Shirred, Pencil skirt, Balloon, Flounce, Hobble, Tulip, A-line, Peplum, Crinoline, Fish tell, Layered, Bustle, Tu-tu

10. Types of trousers

Jeans, Jodhpuri, Harem, Eastern, Punk, Parallel, Baggie, Bell -bottom

11. Types of Pleats

knife pleats, fan pleats, Box pleats, Inserted pleats, Inverted pleats, Cluster pleats, Kick pleats

12.Board and its types-Theme board, Mood Board, colour Board, Client

B.Sharma
Dr. Bhavana Sharma

Reena
Dr. Recna Bhairam

Manju
Ms Manju Barkhane

Dr. Ratna Sharma

Dr. Shipra Banerjee

Dr. Ranjana Trivedi

Sandubey
Mr. Sandeep Dubey

RAgrawal
Dr. Rachna Agrawal

Agrawal
Dr. Neelam Agrawal

Akshita
Dr. Abha Tiwari

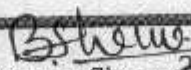
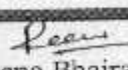

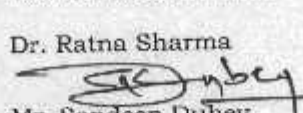





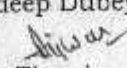

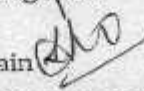
Dr. Smita Pathak

Jyoti
Dr. Jyoti Jain

Govt. M.H.College of Home Sc. & Sc. For Women, (Auto.) Jabalpur (M.P.)
Department of Clothing & Textile - P. G. Diploma in Fashion
Designing Syllabus 2023-24

Board, Silhouette Board, Sketch Board, Story Board

13. Appreciation of any five Indian fashion designers' collection and illustration of these Indian designers
14. Designing of various garment with fabric swatches 2"X2"Size
 - Apron
 - Casual frocks
 - Formal frocks
 - Skirts & top
 - Night wear
 - One piece dress
15. **Trousouea collection-** Wedding, Reception, Formal suit
16. **Sport collection-** Tennis & badminton, Ridding, Cricket, Swimming
17. **Designing of Accessories-** Shoes, belt, hats, buttons, bindi, tie.
18. **Designing of Jewelry:** Indian, Western, Indo western, casual

 Dr. Bhavania Sharma	 Dr. Recna Bhairam	 Ms Manju Barkhane
 Dr. Ratna Sharma	 Dr. Shipra Banerjee	 Dr. Ranjana Trivedi
 Mr. Sandeep Dubey	 Dr. Rachna Agrawal	 Dr. Neelam Agrawal
 Dr. Abha Tiwari	 Dr. Smita Pathak	 Dr. Jyoti Jain

Practical- V

DRAFTING & STITCHING

Max. Mark : 100
Min. Mark : 50

Time: 4:00Hrs.

Objectives:

- Students will learn how to involve measurements derived from the sizing systems or accurate measurements taken on a person, dress or body form incorporating ease allowances which is finally marked on paper and construction lines are draw to complete the pattern.
- Drafting is used to create basic, foundation or design patterns. It prepares students to develop and apply intermediate and advanced construction techniques and sewing methods to new projects.

Outcomes:

Students will be able to-

- CO1. Learn different types of drafting, seams, stitches and its variation.
CO2. Understand different sewing machine operations.

Contents

1. Drafting of basic blocks -bodice and sleeve

2. Drafting of infant and children garment

- | | |
|------------|--------------|
| a) Bib | d) Baba suit |
| b) Bloomer | e) Romper |
| c) Jhabala | |

3. Frocks-

- | | | |
|-----------|---------------|-------|
| a) A line | c) Baby frock | |
| b) Simple | d) Party wear | frock |

Dr. Bhavana Sharma

Dr. Ratna Sharma

Mr. Sandeep Dubey

Dr. Abha Tiwari

Dr. Reena Bhairam

Dr. Shipra Banerjee

Dr. Rachna Agarwal

Dr. Smita Pathak

Ms Manju Barkhane

Dr. Ranjana Trivedi

Dr. Neelam Agarwal

Dr. Jyoti Jain

Govt. M.H.College of Home Sc. & Sc. For Women, (Auto.) Jabalpur (M.P.)
Department of Clothing & Textile - P. G. Diploma in Fashion Designing
Syllabus 2023-24

4. Skirts-

- a) A line
- b) full circular
- c) yoked
- d) pleated
- e) Layered
- f) designer skirt

5. Women's Garment

- a) Petticoat(6 kali)
- b) Kalidar kurta
- c) Salwar (with belt)
- d) Churidar
- e) Nightly - one piece or two piece
- f) Blouse-plain, belt, choli,
- g) princess line
- h) Designer Lehanga with choli & Dupatta.
- i) Draping - Draping of any one design by dart shifting method.

6. Drafting of Sleeves

- a) Plain-Puff
- b) cape bell
- c) flair
- d) Kimono
- e) Raglan
- f) Ruffle
- g) Magyar

7. Drafting of collars

- a) Flat peter pen collars - One piece & two piece
- b) Raised
- c) Bishop
- d) Sailor
- e) Chinese
- f) Ruffle

8. Stitching

- a) Principle of tailoring
- b) Basic hand stitches
- c) Machine seams
- d) Neck line finishing
- e) Pleats
- f) Smoking
- g) Tucks
- h) Yokes

Dr. Bhavania Sharma

Dr. Ratna Sharma

Mr. Sandeep Dubey

Dr. Abha Tiwari

Dr. Reena Bhairam

Dr. Shipra Banerjee

Dr. Rachna Agrawal

Dr. Smita Pathak

Ms Manju Barkhane

Dr. Ranjana Trivedi

Dr. Neelam Agrawal

Dr. Jyoti Jain

Practical- VI

COMPUTER DESIGNING

Max. Mark : 100
Min. Mark : 50

Time: 4:00Hrs.

Objectives:

- To develop the skill to computer programs used in the field of fashion design software such as photo-shop, illustrator, paint brush, coral draw and their functioning.

Outcomes:

Students will be able to-

CO1. Create new designs on dedicated fashion softwares.

CO2. Understand the tools and application of MS office in the presentation of fashion related projects.

CO3. Understand the use of internet in fashion designing field.

Contents

1. Paint Brush

- (a) Create a quick front view of block figure.
- (b) Create Shapes with lines.
- (c) Create motif and design bed sheet.

2. MS Word

- (a) Create a table and use different formatting option of table.
- (b) Send invitation letter to 5 friends using Mail Merge.
- (c) Type your own resume.
- (d) Design Front page of project file.

Dr. Bhavana Sharma

Dr. Reena Bhairam

Ms Manju Barkhane

Dr. Ratna Sharma

Dr. Shipra Banerjee

Dr. Ranjana Trivedi

Mr. Sandeep Dubey

Dr. Rachna Agrawal

Dr. Neelam Agrawal

Dr. Abha Tiwari

Dr. Smita Pathak

Dr. Jyoti Jain

3. MS Excel

- (a) Create a list of fashion designers name, place, experience and style in alphabetical order.
- (b) Create a chart in MS Excel which shows progress of company for 5 years using graph.
- (c) Insert 10 students information like Rollno, name, marks of 3 subjects, total, per and also find name of that student who scored highest marks. List should be in alphabetical order.
- (d) Create mark sheet of a student in MS Excel

4. Power Point

- (a) Create a Power Point Presentation according to your project.
- (b) Create ppt using animation effects.

5. Corel Draw



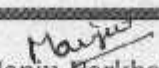
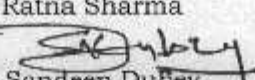

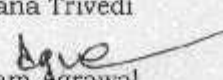

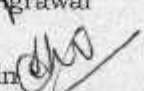
- (a) Create a greeting card for Birthday/Dipawali/New Year.
- (b) Create a Placement Chart.
- (c) Design Front page of Fashion Magazine/project file.
- (d) Design a motif & fill on bed sheet/sari/any dress material.
- (e) Create 5 different necklines.
- (f) Create fashion block figure (front/back/ (3/4) view).

6. Photo shop(adobe)

- (a) Editing of image.
- (b) Use of different tools on images.
- (c) Combining different images into one.

7. Internet

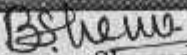

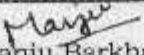

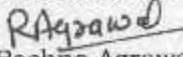

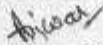

- (a) opening web site and working with home page.
- (b) E- cards: send & receive E-cards.
- (c) Surfing: on different fashion designing sites.

Dr. Bhavana Sharma 	Dr. Reena Bhairam 	Ms Manju Barkhane 
Dr. Ratna Sharma	Dr. Shipra Banerjee	Dr. Ranjana Trivedi
Mr. Sandeep Dubey 	Dr. Rachna Agrawal 	Dr. Neelam Agrawal 
Dr. Abha Tiwari 	Dr. Smita Pathak	Dr. Jyoti Jain 

Programme Specific Outcomes (PSO)


Competencies gained after completion of course: On completion of the course the trainees will be able


- PSO1. To design eastern or western garments, make technical realization through pattern, cutting and sewing and finally keep up the quality.
- PSO2. To make specification sheets; go through trend forecasting and process manufacturing in order to understand the production processes in the industry.
- PSO3. Able to understand the designing process process.
- PSO4. Understand the market process
- PSO5. Recognize the different types of fabrics and their uses according to different aspects.
- PSO6. Understand the colour rendering techniques
- PSO7. Understand the dye applied on various types of historic and modified fibres.
- PSO8. Understand the history of fashion and their application to develop innovative ideas for designing.
- PSO9. Understand the process of motif development and various textile printing processes.
- PSO10. Understand the surface ornamentation techniques.
- PSO11. Understand various textiles and garment designing software and apply computer software for designing and presentations.
- PSO12. Understand the drafting, cutting, stitching and finishing process of different traditional and fashionable garments.
- PSO13. Run their own business as well as they have developed links with the fashion, garment and textile industry.
- PSO14. Provide options in terms of colour combinations and colour ways.
- PSO15. Understand the development of textiles in the world ranging from the ancient to the contemporary
- PSO16. Appreciate the evolution of masterpieces of world textiles
- PSO17. Aware of the contemporization of textiles in different parts of the world
- PSO18. draw inspiration for developing designs
- PSO19. Understand and illustrate importance of fashion designing.


 Dr. Bhavana Sharma	 Dr. Reena Bhairam	 Ms. Manju Barkhane
Dr. Ratna Sharma	Dr. Shipra Banerjee	Dr. Ranjana Trivedi
 Mr. Sandeep Dubey	 Dr. Rachina Agrawal	 Dr. Neelam Agrawal
 Dr. Abha Tiwari	Dr. Smita Pathak	Dr. Jyoti Jain 

Govt. M.H.College of Home Sc. & Sc. For Women, (Auto.) Jabalpur (M.P.)
Department of Clothing & Textile - P. G. Diploma in Fashion Designing
Syllabus 2023-24

- PSO20. Sketch fashion croquis of female and design garments with the help of elements using principles of design and colour scheme.
- PSO21. Drape, illustrate fabric rendering and drawing texture.
- PSO22. Apply Surface ornamentation with embroidery, dyeing, printing.
- PSO23. Perform basic stitches, seams, edge finishes with operation of sewing machine.
- PSO24. Identify different fabrics along with weaves and knits.
- PSO25. Create and design garments and accessories in corel draw using tools and commands.
- PSO26. Create bodice block set & patterns and construct samples of design details.
- PSO27. Apply garment details in fashion illustration.
- PSO28. Analyze different types of body couture.
- PSO29. Analyze fashion merchandizing, Fashion scope and career prospects.
- PSO30. Free hand Designing of fashion accessories as per latest trend.
- PSO31. They can open their own cloth sewing centers and other sewing related work.
- PSO32. Identifying employment opportunities


Dr. Bhavana Sharma



Dr. Reena Bhairam


Ms. Manju Barkhanc

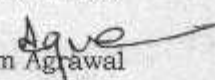
Dr. Ratna Sharma


Dr. Shipra Banerjee

Dr. Ranjana Trivedi

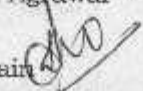

Mr. Sandeep Dubey


Dr. Rachna Agrawal


Dr. Neelam Agrawal


Dr. Abha Tiwari

Dr. Smita Pathak


Dr. Jyoti Jain